



# LEISURE ACCESS APARTMENTS




## 1 BED

Delightfully affordable, this is SwanCare living for all budgets

Private, secure and affordable apartments with dual lift access in the celebrated SwanCare Bentley Park community.

Refurbished with modernised kitchens and bathrooms, these apartments boast open living areas with quality floor coverings, and a flexible outdoor space for terrace gardening or storage.

There is great value in these cosy, secure homes.

 1	 1	 47m <sup>2</sup> approx
SECURE COMPLEX	DUAL LIFT ACCESS	
REVERSE CYCLE AIR-CON	ELECTRIC HWS STORAGE	

